

**Department of Bengali**

Calculation for Course Outcome Attainment for the Year 2022-2023

Attainment of course outcome									
Semester	Course Code	Course Title	% of students above cut-off percentage of Theoretical Exam	Level of Attainment	80% of Attainment Level in end term exam (I)	% of students above cut-off percentage of Internal Assessment	Level of attainment	20% of Attainment Level in internal exam (II)	Attainment of Course (I+II)
I	CC 1	Bangla sahityer itihās,prachin o modhy jug	0	1	0.8	38	1	0.2	1
	CC 2	Modhyo jug er kabyo o kobita	13	1	0.8	56	2	0.4	1.2
II	CC 3	Bangla sahityer itihās adhunik jug	0	1	0.8	57	2	0.4	1.2
	CC 4	Bhasattoty o bhasha bigyan	14	1	0.8	43	1	0.2	1
								Total	4.4
								Average	1.1
I	GE 1	Bangla sahityer itihās obangla bhasar itihās	8	1	0.8	28	1	0.2	1
II	GE 2	Chondo o olonkar	0	1	0.8	70	3	0.6	1.4
								Total	2.4
								Average	1.2

*N. Paul*

(15)

*[Signature]*

*[Signature]*  
 Convenor  
 CBCS Sub-Committee  
 APC Roy Govt. College  
 Matigara, Siliguri

## Department of Botany


### Calculation for Course Outcome Attainment for the Year 2022-2023

Attainment of course outcome												
Semester	Course Code	Course Title	% of students above cut-off percentage of Theoretical Exam	Level of Attainment	80% of Attainment Level in end term exam (I)	% of students above cut-off percentage of Internal Assessment	Level of attainment	10% of Attainment Level in internal exam (II)	% of students above cut-off percentage of Practical Exam	Level of attainment	10% of Attainment Level in practical exam (III)	Attainment of Course (I+II+III)
I	CC 1	Phycology and Microbiology	78	3	2.4	96	3	0.3	65	3	0.3	3
	CC 2	Biomolecules and Cell Biology	61	3	2.4	74	3	0.3	83	3	0.3	3
II	CC 3	Mycology and Phytopathology	41	1	0.8	95	3	0.3	86	3	0.3	1.4
	CC 4	Archegoniate	32	1	0.8	100	3	0.3	86	3	0.3	1.4
								Total				8.8
								Average				<b>2.2</b>
I	GE 1	Biodiversity	27	1	0.8	77	3	0.3	73	3	0.3	1.4
II	GE 2	Plant Anatomy and Embryology	33	1	0.8	90	3	0.3	27	1	0.1	1.2
								Total				2.6
								Average				<b>1.3</b>

*N. Paul*

(1)

*[Signature]*

  
 Convenor  
 CBCS Sub-Committee  
 APC Roy Govt. College  
 Matigara, Siliguri

## Department of Chemistry


### Calculation for Course Outcome Attainment for the Year 2022-2023

Attainment of course outcome												
Semester	Course Code	Course Title	% of students above cut-off percentage of Theoretical Exam	Level of Attainment	80% of Attainment Level in end term exam (I)	% of students above cut-off percentage of Internal Assessment	Level of attainment	10% of Attainment Level in internal exam (II)	% of students above cut-off percentage of Practical Exam	Level of attainment	10% of Attainment Level in practical exam (III)	Attainment of Course (I+II+III)
I	CC 1	Inorganic Chemistry	26	1	0.8	58	2	0.2	79	3	0.3	1.3
	CC 2	Physical Chemistry	5	1	0.8	89	3	0.3	100	3	0.3	1.4
II	CC 3	Organic Chemistry	0	1	0.8	100	3	0.3	100	3	0.3	1.4
	CC 4	Physical Chemistry	5	1	0.8	89	3	0.3	100	3	0.3	1.2
								Total				5.5
								Average				1.4
I	GE 1	Atomic Structure, Bonding, General Organic Chemistry & Aliphatic Hydrocarbons	36	1	0.8	100	3	0.3	100	3	0.3	1.4
II	GE 2	Physical & Organic Chemistry	0	1	0.8	82	3	0.3	100	3	0.3	1.4
								Total				2.8
								Average				1.4

N. Paul

(B)

Am

  
 Convenor  
 CBCS Sub-Committee  
 APC Roy Govt. College  
 Matigara, Siliguri

## Department of Computer Science


Calculation for Course Outcome Attainment for the Year 2022-2023

### Attainment of course outcome

Semester	Course Code	Course Title	% of students above cut-off percentage of Theoretical Exam	Level of Attainment	80% of Attainment Level in end term exam (I)	% of students above cut-off percentage of Internal Assessment	Level of attainment	10%/20% of Attainment Level in internal exam (II)	% of students above cut-off percentage of Practical Exam	Level of attainment	10% of Attainment Level in practical exam (III)	Attainment of Course (I+II+III)
I	CC 1	Programming Fundamental using C	44	1	0.8	100	3	0.3	92	3	0.3	1.4
	CC 2	Computer System Architecture	24	1	0.8	100	3	0.3	92	3	0.3	1.4
II	CC 3	Programming in JAVA	29	1	0.8	100	3	0.3	96	3	0.3	1.4
	CC 4	Discreate Structure	58	2	1.6	100	3	0.6	-	-	-	2.2
								Total				6.4
								Average				1.6
I	GE 1	Digital Electronics	0	1	0.8	100	3	0.6	-	-	-	1.4
II	GE 2	Microprocessor	13	1	0.8	88	3	0.3	38	1	0.1	1.2
								Total				2.6
								Average				1.3

*N. Paul*

*(B)*

  
 Convenor  
 CBCS Sub-Committee  
 APC Roy Govt. College  
 Matigara, Siliguri


## Department of Economics

### Calculation for Course Outcome Attainment for the Year 2022-2023

Attainment of course outcome												
Semester	Course Code	Course Title	% of students above cut-off percentage of Theoretical Exam	Level of Attainment	80% of Attainment Level in end term exam (I)	% of students above cut-off percentage of Internal Assessment	Level of attainment	10%/20% of Attainment Level in internal exam (II)	% of students above cut-off percentage of Practical Exam	Level of attainment	10% of Attainment Level in practical exam (III)	Attainment of Course (I+II+III)
I	CC 1	Introductory Microeconomics	36	1	0.8	73	3	0.6	-	-	-	1.4
	CC 2	Mathematical Methods for Economics-I	27	1	0.8	45	2	0.4	-	-	-	1.2
II	CC 3	Introductory Macroeconomics	36	1	0.8	73	3	0.6	-	-	-	1.4
	CC 4	Mathematical Methods for Economics-II	18	1	0.8	100	3	0.6	-	-	-	1.4
								Total				5.4
								Average				1.4
I	GE 1	Indian Economy-I	36	1	0.8	100	3	0.6	-	-	-	1.4
II	GE 2	Indian Economy -II	0	1	0.8	95	3	0.6	-	-	-	1.4
								Total				2.8
								Average				1.4

 N. Paul

 (B)

  
 Convenor  
 CBCS Sub-Committee  
 APC Roy Govt. College  
 Matigara, Siliguri

## Department of English


Calculation for Course Outcome Attainment for the Year 2022-2023

Attainment of course outcome									
Semester	Course Code	Course Title	% of students above cut-off percentage of Theoretical Exam	Level of Attainment	80% of Attainment Level in end term exam (I)	% of students above cut-off percentage of Internal Assessment	Level of attainment	20% of Attainment Level in internal exam (II)	Attainment of Course (I+II)
I	CC 1	English Language: Overview & Usage; Literary Types	27	1	0.8	73	3	0.6	1.4
	CC 2	European Classical Literature	16	1	0.8	97	3	0.6	1.4
II	CC 3	Indian Classical Literature & Indian Writing in English	49	2	1.6	77	3	0.6	2.2
	CC 4	British Literature: Old English Period to 14 <sup>th</sup> Century	6	1	0.8	86	3	0.6	1.4
								Total	6.4
								Average	1.6
I	GE 1	Selections from Indian Literature	3	1	0.8	43	1	0.2	1
II	GE 2	Selections from European Literature	0	1	0.8	97	3	0.6	1.4
								Total	2.4
								Average	1.2

*N. Paul*

*[Signature]*

(B)

  
 Convenor  
 CBCS Sub-Committee  
 APC Roy Govt. College  
 Matigara, Siliguri

## Department of Mathematics


Calculation for Course Outcome Attainment for the Year 2022-2023

Attainment of course outcome												
Semester	Course Code	Course Title	% of students above cut-off percentage of Theoretical Exam	Level of Attainment	80% of Attainment Level in end term exam (I)	% of students above cut-off percentage of Internal Assessment	Level of attainment	10%/20% of Attainment Level in internal exam (II)	% of students above cut-off percentage of Practical Exam	Level of attainment	10% of Attainment Level in practical exam (III)	Attainment of Course (I+II+III)
I	CC 1	Calculus and Geometry	8	1	0.8	100	3	0.6				1.4
	CC 2	Algebra	8	1	0.8	100	3	0.6				1.4
II	CC 3	Real Analysis	22	1	0.8	96	3	0.6				1.4
	CC 4	Differential Equations and Vector Calculus	26	1	0.8	96	3	0.6				1.4
								Total				5.6
								Average				1.4
I	GE 1	Calculus, Geometry and Differential Equation	0	1	0.8	100	3	0.6				1.4
II	GE 2	Algebra	0	1	0.8	100	3	0.6				1.4
								Total				2.8
								Average				1.4

 N. Paul






  
 Convenor  
 CBCS Sub-Committee  
 APC Roy Govt. College  
 Matigara, Siliguri

## Department of Physics

### Calculation for Course Outcome Attainment for the Year 2022-2023

#### Attainment of course outcome

Semester	Course Code	Course Title	% of students above cut-off percentage of Theoretical Exam	Level of Attainment	80% of Attainment Level in end term exam (I)	% of students above cut-off percentage of Internal Assessment	Level of attainment	10%/20% of Attainment Level in internal exam (II)	% of students above cut-off percentage of Practical Exam	Level of attainment	10% of Attainment Level in practical exam (III)	Attainment of Course (I+II+III)
I	CC 1	Mathematical Physics	6	1	0.8	100	3	0.3	94	3	0.3	1.4
	CC 2	Mechanics	17	1	0.8	100	3	0.3	50	2	0.2	1.3
II	CC 3	Electricity and Magnetism	0	1	0.8	100	3	0.3	38	1	0.1	1.2
	CC 4	Waves and Optics	0	1	0.8	100	3	0.3	56	2	0.2	1.3
								Total				5.2
								Average				1.3
I	GE 1	Mechanics	29	1	0.8	97	3	0.3	66	3	0.3	1.4
II	GE 2	Electricity and Magnetism	9	1	0.8	100	3	0.3	64	3	0.3	1.4
								Total				2.8
								Average				1.4

 N. Paul

 (B)

  
 Convenor  
 CBCS Sub-Committee  
 APC Roy Govt. College  
 Matigara, Siliguri



**Department of Political Science**


Calculation for Course Outcome Attainment for the Year 2022-2023

Attainment of course outcome									
Semester	Course Code	Course Title	% of students above cut-off percentage of Theoretical Exam	Level of Attainment	80% of Attainment Level in end term exam (I)	% of students above cut-off percentage of Internal Assessment	Level of attainment	20% of Attainment Level in internal exam (II)	Attainment of Course (I+II)
I	CC 1	Understanding Political Science	22	1	0.8	100	3	0.6	1.4
	CC 2	Perspectives on Public Administration	17	1	0.8	100	3	0.6	1.4
II	CC 3	Indian Government and Politics	3	1	0.8	100	3	0.6	1.4
	CC 4	Western Political Thought	43	1	0.8	100	3	0.6	1.4
								<b>Total</b>	<b>5.6</b>
								<b>Average</b>	<b>1.4</b>
I	GE 1	Reading Gandhi	4	1	0.8	100	3	0.6	1.4
II	GE 2	Feminism: Theory and Practice	4	1	0.8	96	3	0.6	1.4
								<b>Total</b>	<b>2.8</b>
								<b>Average</b>	<b>1.4</b>

*N. Paul*

*[Signature]*

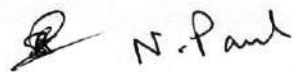


*[Signature]*


  
 Convenor  
 CBCS Sub-Committee  
 APC Roy Govt. College  
 Matigara, Siliguri

## Department of Sociology

Calculation for Course Outcome Attainment for the Year 2022-2023

Attainment of course outcome									
Semester	Course Code	Course Title	% of students above cut-off percentage of Theoretical Exam	Level of Attainment	80% of Attainment Level in end term exam (I)	% of students above cut-off percentage of Internal Assessment	Level of attainment	20% of Attainment Level in internal exam (II)	Attainment of Course (I+II)
I	CC 1	Introduction to Sociology -I	30	1	0.8	70	3	0.6	1.4
	CC 2	Indian Society - I	10	1	0.8	77	3	0.6	1.4
II	CC 3	Introduction to Sociology - II	4	1	0.8	64	3	0.6	1.4
	CC 4	Indian Society - II	14	1	0.8	57	2	0.4	1.2
								Total	5.4
								Average	1.4
I	GE 1	GENDER AND VIOLENCE	6	1	0.8	100	3	0.6	1.4
II	GE 2	POPULATION AND SOCIETY	7	1	0.8	57	2	0.4	1.2
								Total	2.6
								Average	1.3

 N. Paul
 





  
 Convenor  
 CBCS Sub-Committee  
 APC Roy Govt. College  
 Matigara, Siliguri


## Department of Zoology

Calculation for Course Outcome Attainment for the Year 2022-2023

### Attainment of course outcome

Semester	Course Code	Course Title	% of students above cut-off percentage of Theoretical Exam	Level of Attainment	80% of Attainment Level in end term exam (I)	% of students above cut-off percentage of Internal Assessment	Level of attainment	10% of Attainment Level in internal exam (II)	% of students above cut-off percentage of Practical Exam	Level of attainment	10% of Attainment Level in practical exam (III)	Attainment of Course (I+II+III)
I	CC 1	Non-Chordate 1	35	1	0.8	69	3	0.3	4	1	0.1	1.2
	CC 2	Ecology	19	1	0.8	69	3	0.3	19	1	0.1	1.2
II	CC 3	Non-Chordate 2	46	2	1.6	65	3	0.3	46	2	0.2	2.1
	CC 4	Cell Biology	19	1	0.8	62	3	0.3	77	3	0.3	1.4
								Total				5.9
								Average				1.5
I	GE 1	Animal Diversity	5	1	0.8	100	3	0.3	57	2	0.2	1.3
II	GE 2	Human Physiology	0	1	0.8	100	3	0.3	85	3	0.3	1.4
								Total				2.7
								Average				1.4

 N. Paul    
     
 (B)

  
 Convenor  
 CBCS Sub-Committee  
 APC Roy Govt. College  
 Matigara, Siliguri